

MRT *EASY*

TECHNICAL DATA SHEET

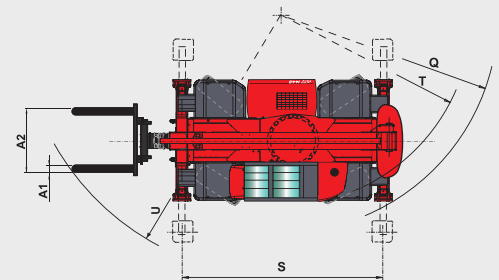
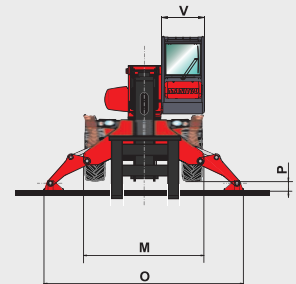
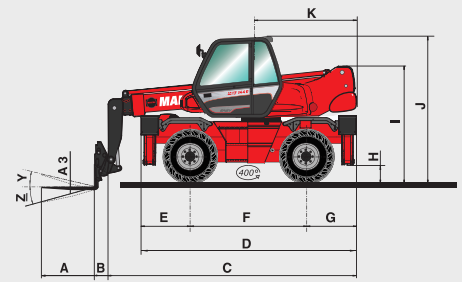


Choice of 3 models



MRT EASY

	MRT 1440	MRT 1640	MRT 1840
Lifting capacity (on stabilizers) at 500 mm from forks heels	4000 kg		
Lifting height	13.80 m	15.80 m	17.90 m
Tyres	400/70 - 20 14 PR		
Forks (mm) Length x width x thickness	1200 x 125 x 50		
Braking	multiple-disc brakes hydraulically assisted on front axles		
Service brake	multiple-disc brakes hydraulically assisted on front axles		
Parking brake	negative		
PERKINS STAGE III B	854E-E34TA		
Capacity	4 cyl. - 3400 cm ³		
Power	102 HP/75 kW		
Max. torque	420 Nm - 1400 rpm		
Injection	direct		
Cooling	water		
Transmission	hydrostatic with automatic power regulation (variable displacement pump and motor) with control inching		
Reversing shift	electromagnetic		
Number of gears (forward/reverse)	2/2		
Max. travel speed	32 kph		
Rear axle	automatic rear axle locking system at a rotation		
4 stabilizers	simultaneous or individually controlled		
Rotation through 400° (Optional 360° continuous rotation)	turret mounted on a double slew ring slewing system with negative brake		
Hydraulics	2 pumps gear type 115 l/min - 270 bar		
Control	2 electro proportional control joysticks for all hydraulic movements		
Capacities			
Cooling system	25 l		
Engine oil	8.10 l		
Hydraulic oil	150 l		
Fuel tank	130 l		
Unladen weight (with forks)	12490 kg	13000 kg	13300 kg
Width overall	2.40 m		
Height overall	2.97 m		
Length (forks carriage)	5.35 m	6.36 m	5.54 m
Ground clearance	0.34 m		
Drawbar pull	8600 daN		
Noise and vibration			
Noise at driving position (LpA)	79.7 dB		
Environmental noise (LwA)	104 dB		
Vibration to whole hand/arm	< 2.5 m/s ²		
Safety	standard load moment indicator (mobile crane standards)		



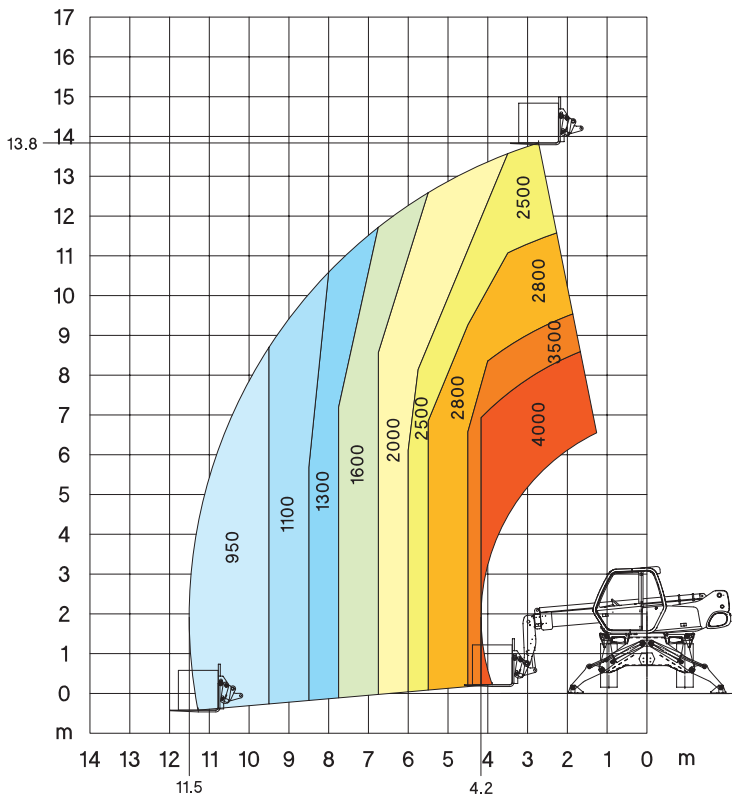
mm	MRT 1440	MRT 1640	MRT 1840
A		1200	
A1		125	
A2		1320	
A3		50	
B		290	
C	5060	6075	5255
D		4350	
E		1015	
F		2320	
G		1015	
H		340	
I		2375	
J		2970	
K	2040		2485
L		2400	
M		3975	
N		160	
O		3900	
P		4000	
Q		3600	
R		5250	5235
S		950	
T		12°	
U		105°	
V			
W			
X			
Y			
Z			

MRT 1440

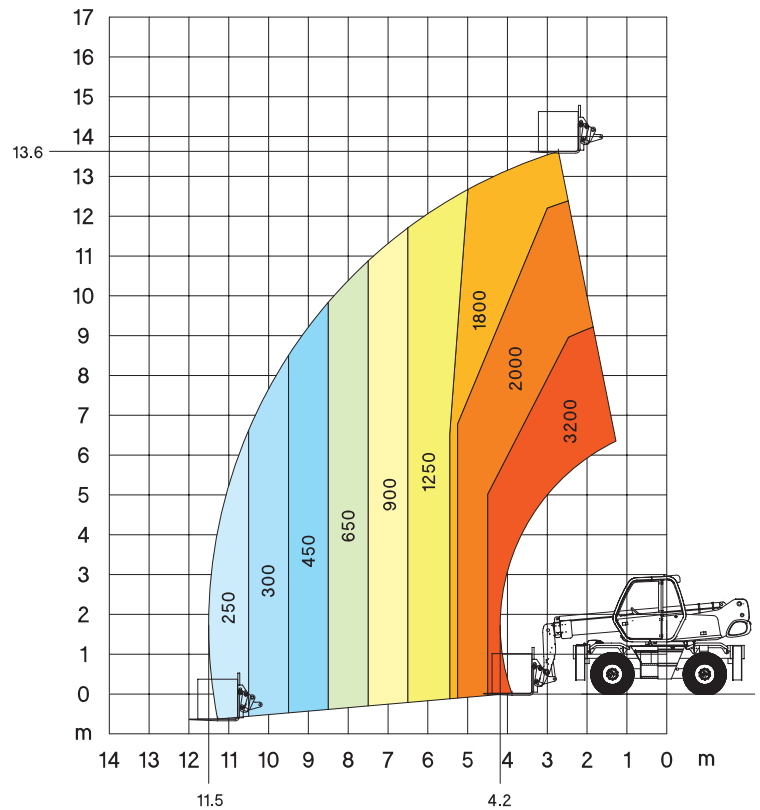
Crane




**Rotation on stabilizers
with forks**



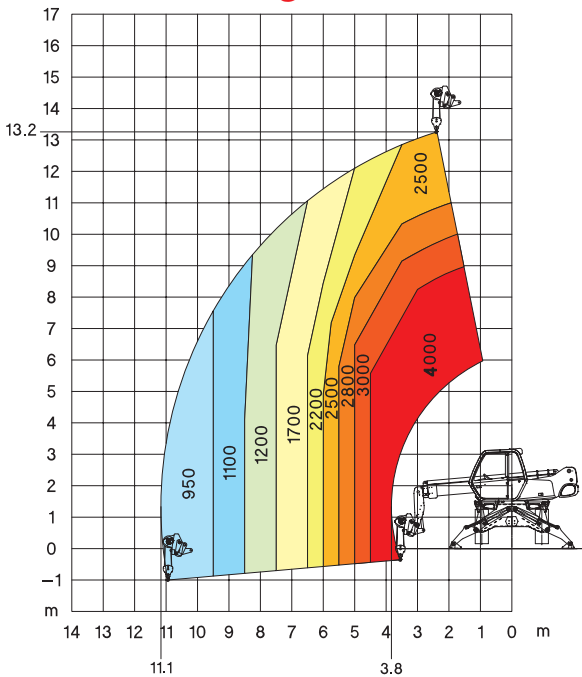
**Frontal on tyre
with forks**



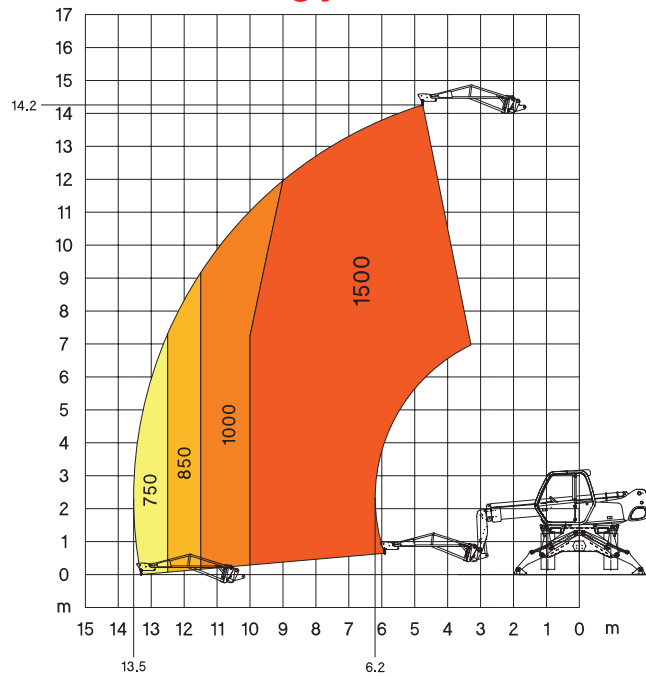
Telehandler // Platform



**Rotation on stabilizers
with 4000 kg winch**

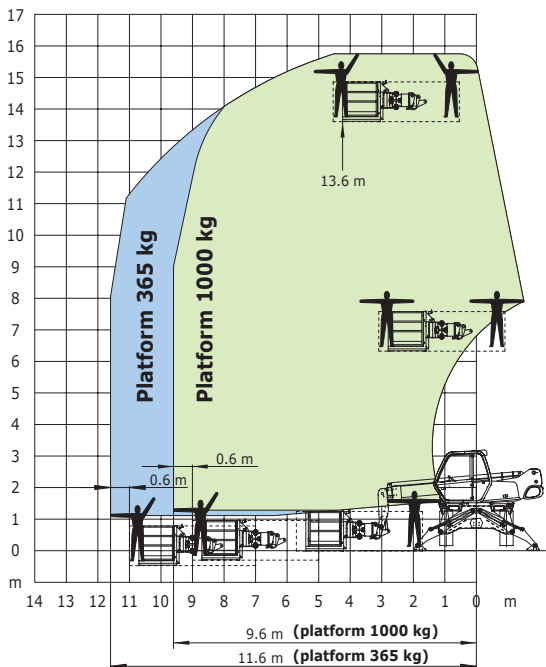


**Rotation on stabilizers
with 1500 kg jib**

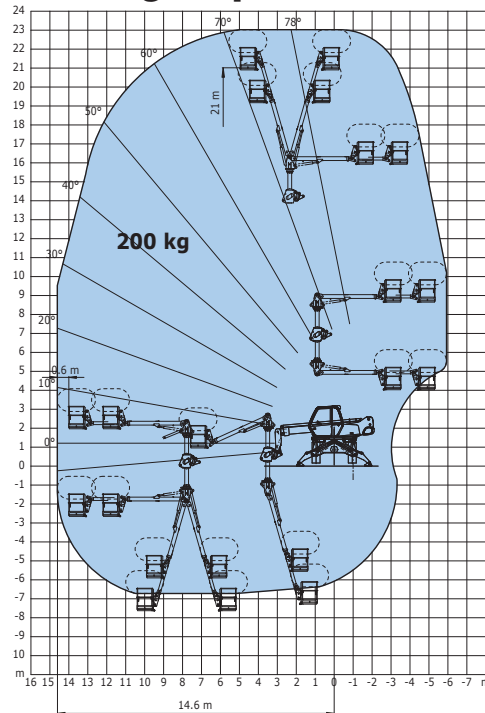


**Rotation on stabilizers
with 365/1000 kg platform
2.25 / 4 m - 3 persons**

Platform 365 kg and 1000 kg



**Rotation on stabilizers
with Aerial platform jib 2
200 kg - 2 persons**



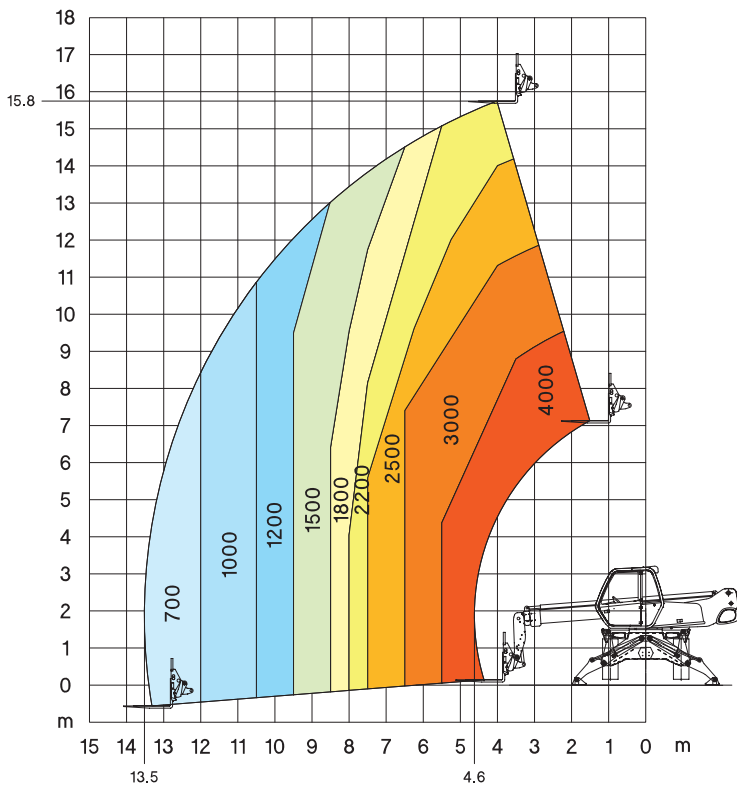
WRT 1440

MRT 1640

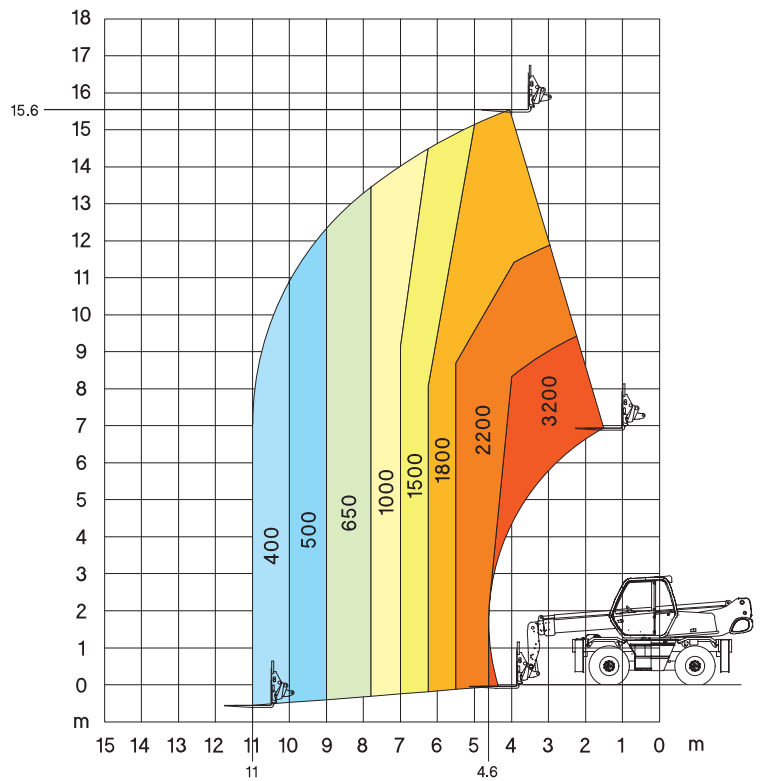
Crane //




Rotation on stabilizers
with forks



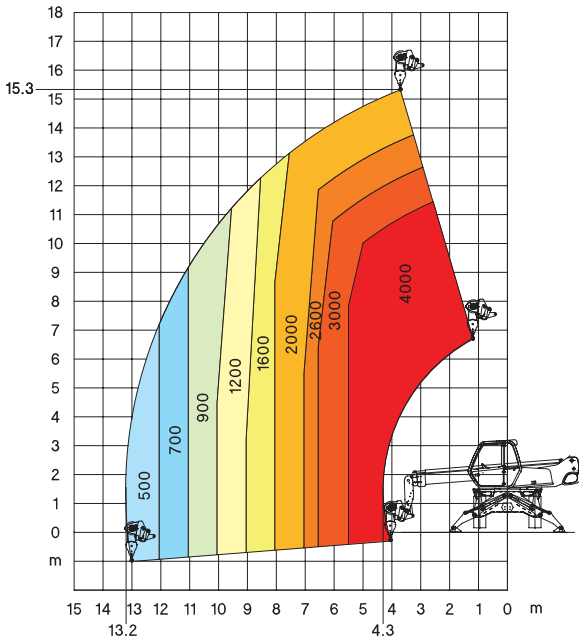
Frontal on tyre
with forks



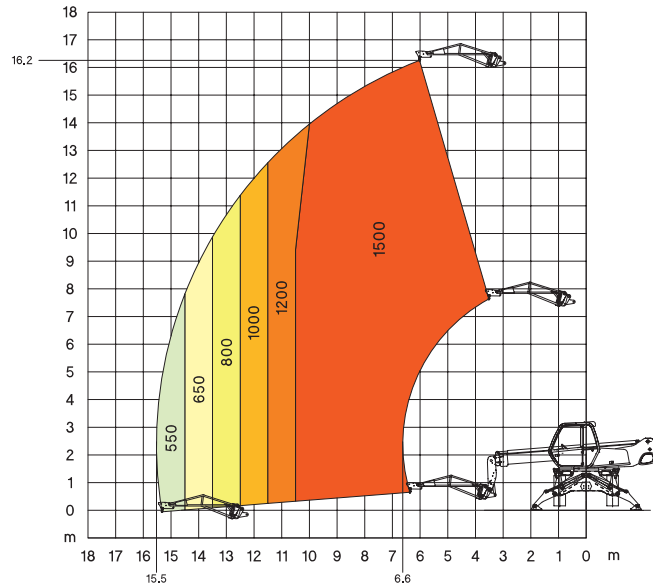
Telehandler // Platform



Rotation on stabilizers
with **4000 kg winch**

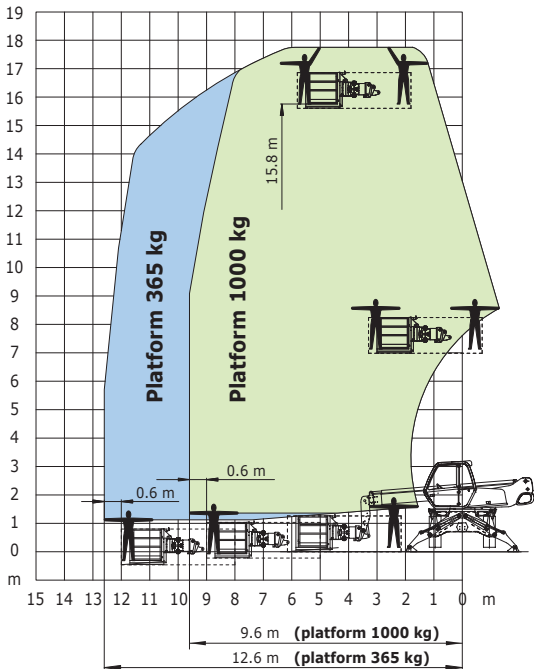


Rotation on stabilizers
with **1500 kg jib**

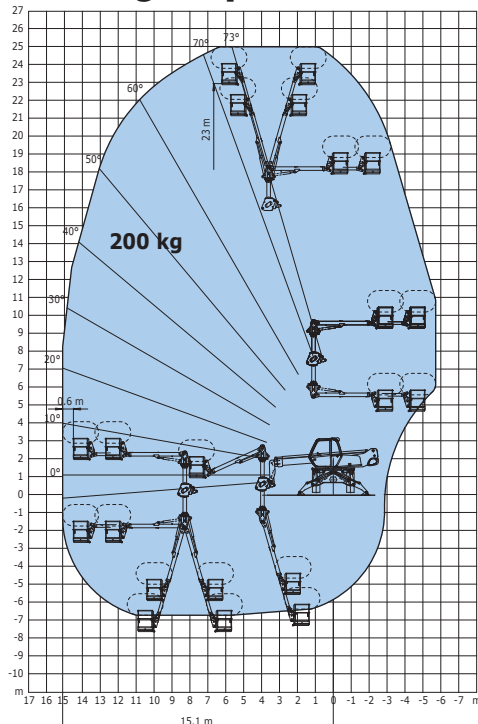


Rotation on stabilizers
with **365/1000 kg platform**
2.25 / 4 m - 3 persons

Platform 365 kg and 1000 kg



Rotation on stabilizers
with **Aerial platform jib 2**
200 kg - 2 persons



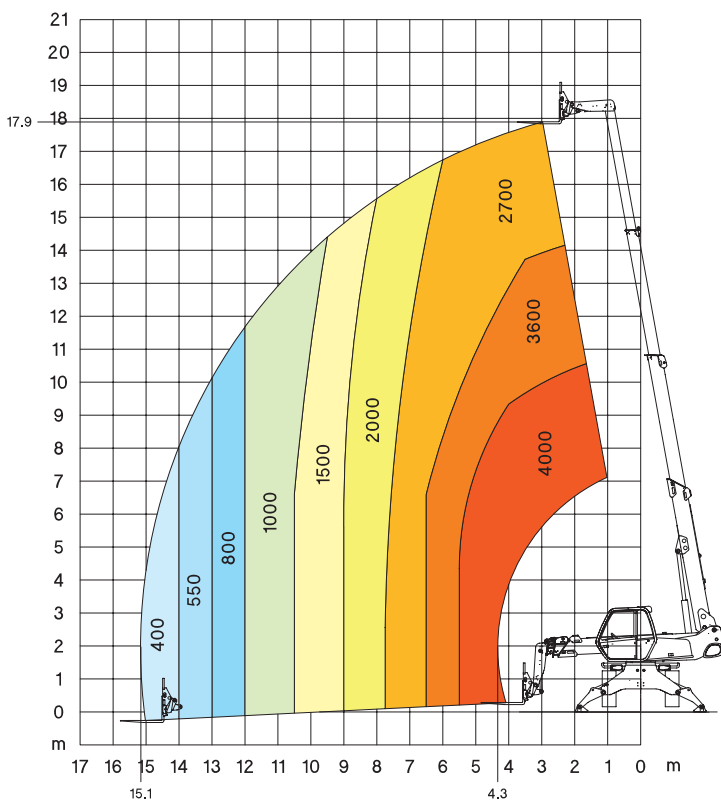
WRT 1640

MRT 1840

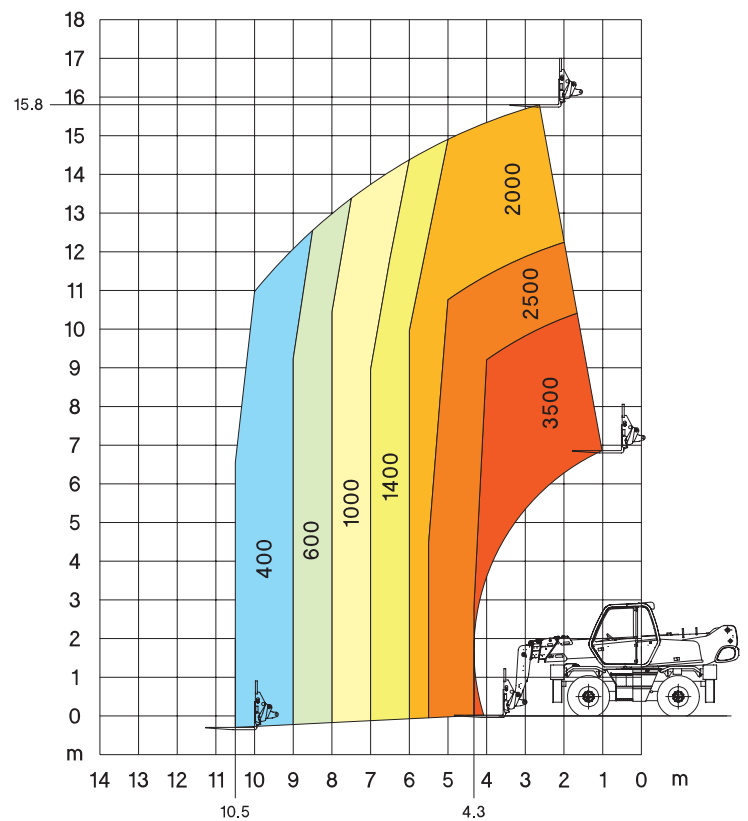
Crane //




**Rotation on stabilizers
with forks**



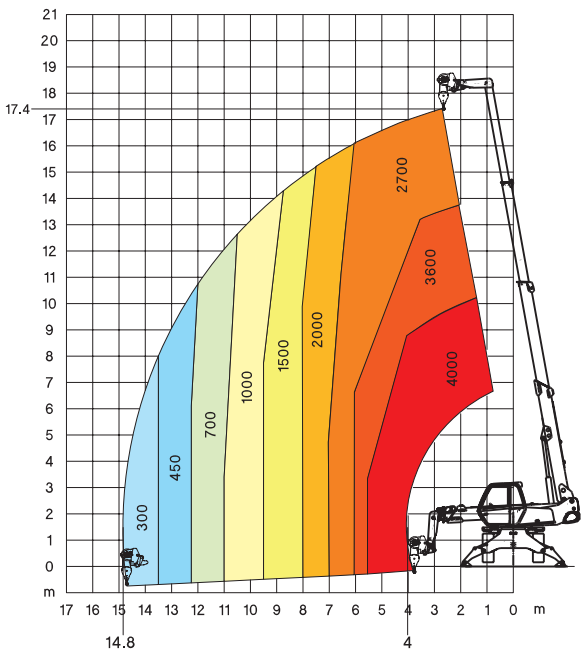
**Frontal on tyre
with forks**



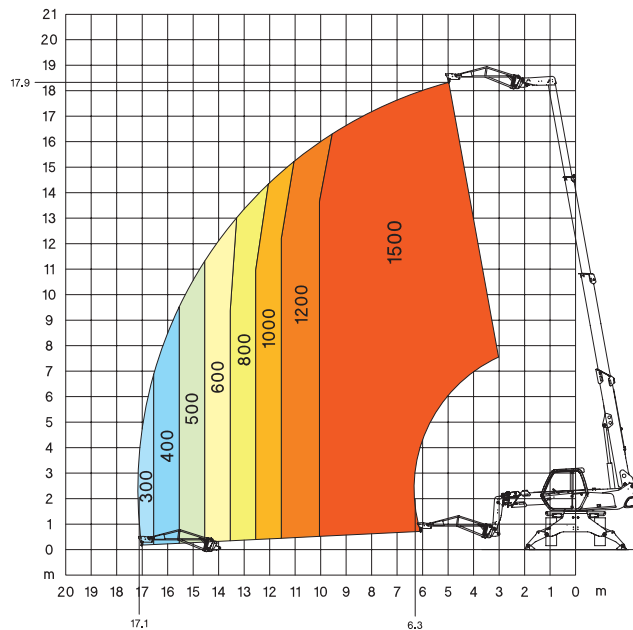
Telehandler // Platform



Rotation on stabilizers
with **4000 kg winch**

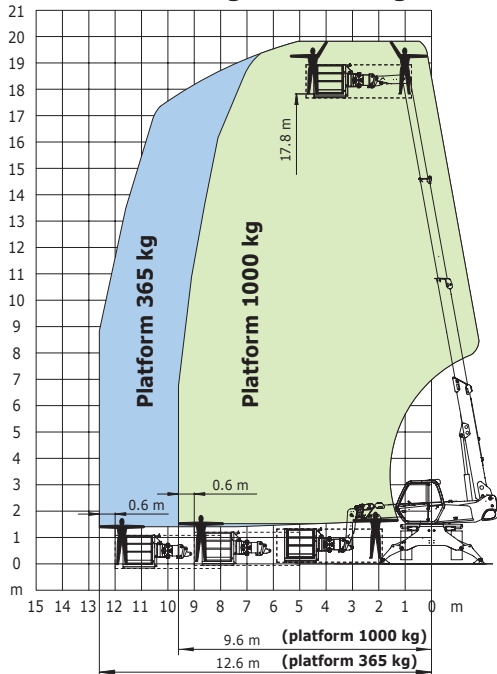


Rotation on stabilizers
with **1500 kg jib**

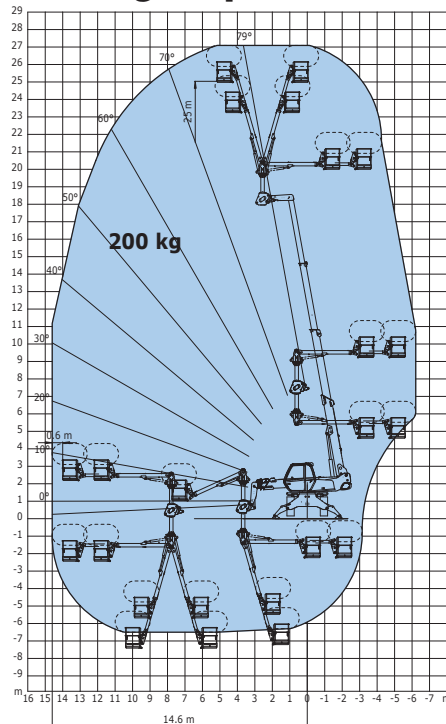


Rotation on stabilizers
with **365/1000 kg platform**
2.25 / 4 m - 3 persons

Platform 365 kg and 1000 kg



Rotation on stabilizers
with **Aerial platform jib 2**
200 kg - 2 persons



WRT 1840

Your nearest **MANITOU** dealer:



Head office:

B.P. 249 - 430 rue de l'Aubinière - 44158 Ancenis Cedex - France

Tel: 00 33 (0)2 40 09 10 11 - Fax: 00 33 (0)2 40 09 10 97

www.manitou.com

CE This brochure describes versions and configuration options for Manitou products which may be fitted with different equipment. The equipment described in this brochure may be standard, optional or not available depending on version. Manitou reserves the right to change the specifications shown and described at any time and without prior warning. The manufacturer is not liable for the specifications given. For more information, contact your Manitou dealer. Non-contractual document. Product descriptions may differ from actual products. List of specifications is not comprehensive. The logos and visual identity of the company are the property of Manitou and may not be used without authorisation. All rights reserved. The photos and diagrams contained in this brochure are provided for information only.

MANITOU BF SA - Limited company with board of directors - Share capital: 37,567,540 euros - 857 802 508 RCS Nantes